

EMPIRICAL THERMOCHEMICAL VALUES FOR HIGHER ORDER OXIDES – AN UNCRITICAL CONSIDERATION

Mariolacos K.¹

Beethovenstr. 38, D-37085 Göttingen, Germany. E-mail: kmariol@web.de

Abstract

This paper presents empirical thermochemical data for a number of higher order oxides and introduces the method employed for their calculations. This method is based on experimentally measured data.

Key words: Thermochemistry, empirical values, oxides.

Περίληψη

Στην παρούσα εργασία παρουσιάζονται εμπειρικά θερμοχημικά δεδομένα από μία σειρά υψηλής τάξεως οξειδίων και προτείνεται μεθοδολογία για τον υπολογισμό τους. Η μέθοδος βασίζεται σε πειραματικά δεδομένα.

Λέξεις κλειδιά: Θερμοχημεία, εμπειρικές τιμές, οξείδια.

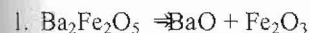
1. Method

The basis for the empirical calculation in the current study are the „uncritical“ values given in **Table 1**, which lists the average thermochemical data for the binary oxides from Woods and Garrels (1987). The values for $\Delta G^{\circ}_{\text{cal}}$ and $\Delta H^{\circ}_{\text{cal}}$ [kJ/mol] respectively presented in **Table 2**, are calculated according the following principle: The sum of the values for the binary oxides are multiplied by the ratio of the sum corresponding to the atoms of the higher-order oxide over the sum corresponding to the atoms of the individual binary oxides. This yields the coefficients $C_G = \Delta G^{\circ}_{\text{exp}}/\Delta G^{\circ}_{\text{cal}}$ and $C_H = \Delta H^{\circ}_{\text{exp}}/\Delta H^{\circ}_{\text{cal}}$ respectively for both the ternary and quaternary oxides in the same table. For most of these calculations, the coefficients are approximately 1.10, with minimum and maximum values of 0.85 and 1.36. The average for all coefficients is $C_{G,H} = 1.0658$.

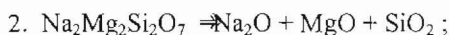
In order to generate the empirical values for the oxides listed in **Tables 3, 4 and 5**, the quantities $\Delta G^{\circ}_{\text{cal}}$ and $\Delta H^{\circ}_{\text{cal}}$ are multiplied by these coefficients.

For the current investigation only stoichiometric oxide compounds in a crystalline state were considered, i.e. carbonates, phosphates, nitrates etc. were not included. Additionally, neither compounds of other elements, e.g. chlorides, sulfides or fluorides, nor hydrates or hydroxides were considered. In accordance with the work of Woods and Garrels (1987), compounds of certain elements such as Ga, Gd, In, Nd and Tb are also not included in the current study. All values given here are based on a temperature of 298.15 K.

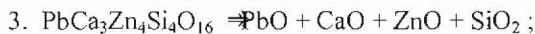
To clarify the proposed method, the following numerical examples are provided:



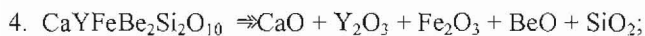
$$\Delta G^{\circ}_{cal} = [-521-743] \times [9/7] = -1625 \text{ [kJ/mol]}; \Delta G^{\circ}_{emp} = (-1625) \times 1.066 = -1732 \text{ [kJ/mol]}$$



$$\Delta G^{\circ}_{cal} = [-377-569-853] \times [13/8] = -2923 \text{ [kJ/mol]}; \Delta G^{\circ}_{emp} = (-2923) \times 1.066 = -3115 \text{ [kJ/mol]}$$



$$\Delta G^{\circ}_{cal} = [-189-604-321-853] \times [28/9] = -6119 \text{ [kJ/mol]}; \Delta G^{\circ}_{emp} = (-6119) \times 1.066 = -6522 \text{ [kJ/mol]}$$



$$\Delta G^{\circ}_{cal} = [-604-1817-743-577-853] \times [17/17] = -4594 \text{ [kJ/mol]}; \Delta G^{\circ}_{emp} = -4897 \text{ [kJ/mol]}$$

The values of ΔH°_{emp} were calculated in a similar fashion.

Table 1 - Experimental thermochemical (average) values of binary oxides [1]

Compound	ΔG°_f [kJ/mol]	ΔH°_f	Compound	ΔG°_f [kJ/mol]	ΔH°_f	Compound	ΔG°_f [kJ/mol]	ΔH°_f
AgO	+11	-25	Fe ₂ O ₃	-743	-824	SeO ₂	-173	-227
Ag ₂ O	-11	-31	GeO ₂	-498	-559	SiO ₂	-853	-909
Al ₂ O ₃	-1578	-1671	HgO	-58	-90	SnO	-257	-286
As ₂ O ₃	-580	-659	MnO	-363	-385	SnO ₂	-519	-581
As ₂ O ₅	-779	-921	K ₂ O	-320	-362	SrO	-564	-594
B ₂ O ₃	-1191	-1270	La ₂ O ₃	-1726	-1824	SrO ₂	-582	-638
BaO	-521	-549	Li ₂ O	-561	-598	Ta ₂ O ₅	-1926	-2058
BeO	-577	-606	MgO	-569	-601	TeO ₂	-270	-322
Bi ₂ O ₃	-494	-575	MnO ₂	-463	-520	ThO ₂	-1168	-1226
CaO	-604	-635	Mn ₂ O ₃	-884	-961	TiO ₂	-887	-940
CdO	-228	-257	MoO ₃	-670	-747	Ti ₂ O ₃	-1433	-1521
CeO ₂	-1025	-1089	Na ₂ O	-377	-416	UO ₂	-1032	-1085
Ce ₂ O ₃	-1707	-1796	Nb ₂ O ₅	-1765	-1898	UO ₃	-1146	-1223
CoO	-213	-236	NiO	-212	-240	V ₂ O ₃	-1138	-1227
CrO ₃		-589	P ₂ O ₅	-1361	-1506	V ₂ O ₅	-1419	-1551
Cr ₂ O ₃	-1054	-1136	PbO	-189	-218	WO ₃	-764	-842
Cs ₂ O	-297	-332	PbO ₂	-217	-276	W ₂ O ₅	-1284	-1413
Cs ₂ O ₃	-360	-465	Rb ₂ O	-291	-333	Y ₂ O ₃	-1817	-1905
CuO	-127	-156	Rb ₂ O ₃	-387	-488	Yb ₂ O ₃	-1727	-1815
Cu ₂ O	-147	-169	Sb ₂ O ₅	-844	-987	ZnO	-321	-350
FeO	-250	-271	Sc ₂ O ₃	-1819	-1909	ZrO ₂	-1040	-1099

Table 2 - Experimental and calculated data for ΔG°_{exp} , ΔG°_{cal} , ΔH°_{exp} , ΔH°_{cal} with coefficients $C_G = \Delta G^{\circ}_{exp} / \Delta G^{\circ}_{cal}$ and $C_H = \Delta H^{\circ}_{exp} / \Delta H^{\circ}_{cal}$ respectively

a. Ternary oxides

Compound	ΔG°_{exp}	ΔG°_{cal}	C_G	ΔH°_{exp}	ΔH°_{cal}	C_H
	[kJ/mol]			[kJ/mol]		
AgMoO ₄	-822	-659	1.25			
Ag ₂ CrO ₄				-731	-620	1.18
Ag ₂ MoO ₄	-749	-681	1.10	-839	-778	1.08
Ag ₂ WO ₄	-852	-775	1.10	-925	-873	1.06
Al ₃ SiO ₅	-2441	-2431	1.00	-2589	-2580	1.00
Al ₂ Si ₂ O ₇	-3143	-3343	0.94	-3346	-3547	0.94

Al ₆ Si ₂ O ₁₃	-6434	-6381	1.01	-6815	-6772	1.01
BaMoO ₄	-1442	-1191	1.21	-1548	-1296	1.19
BaWO ₄	-1546	-1285	1.20	-1681	-1391	1.21
BaSiO ₃	-1537	-1374	1.12	-1619	-1458	1.11
BaSi ₂ O ₅	-2403	-2198	1.09	-2543	-2333	1.09
Ba ₂ SiO ₃	-1969	-1649	1.19	-2079	-1750	1.19
Ba ₂ SiO ₄	-2160	-1924	1.12	-2279	-2041	1.12
Ba ₂ Si ₃ O ₈	-3948	-3572	1.10	-4176	-3791	1.10
Ba ₃ SiO ₅	-2858	-2473	1.16	-3002	-2624	1.14
BeAl ₂ O ₄	-2178	-2155	1.01	-2300	-2277	1.01
BeSiO ₃	-1454	-1430	1.02	-1540	-1515	1.02
Be ₂ SiO ₄	-2038	-2002	1.02	-2153	-2121	1.01
CaFe ₂ O ₄	-1413	-1347	1.05	-1520	-1459	1.04
Ca ₂ Fe ₂ O ₅	-2000	-1732	1.15	-2134	-1876	1.14
CaMoO ₄	-1440	-1274	1.13	-1547	-1382	1.12
CaSiO ₃	-1547	-1457	1.06	-1632	-1544	1.06
Ca ₂ SiO ₄	-2196	-2040	1.08	-2312	-2162	1.07
Ca ₃ SiO ₅	-2785	-2623	1.06	-2931	-2779	1.05
Ca ₃ Si ₂ O ₇	-3759	-3497	1.07	-3960	-3706	1.07
CaWO ₄	-1538	-1368	1.12	-1643	-1477	1.11
CdSiO ₃	-1104	-1081	1.02	-1188	-1166	1.02
FeAl ₂ O ₄	-1864	-1828	1.02	-1979	-1942	1.02
FeCr ₂ O ₄	-1358	-1304	1.04	-1459	-1407	1.04
FeMoO ₄	-977	-920	1.06	-1076	-1018	1.06
FeSiO ₃	-1119	-1103	1.01	-1193	-1180	1.01
Fe ₂ SiO ₄	-1375	-1544	0.89	-1475	-1652	0.89
FeTiO ₃	-1159	-1137	1.02	-1236	-1211	1.02
FeWO ₄	-1061	-1014	1.05	-1161	-1113	1.04
K ₂ SiO ₃	-1465	-1173	1.25	-1553	-1271	1.22
K ₂ Si ₂ O ₅	-2335	-1759	1.33	-2483	-1906	1.30
K ₂ Si ₄ O ₉	-4085	-2932	1.39	-4330	-3177	1.36
LiAlO ₂	-1128	-1069	1.05	-1190	-1134	1.05
Li ₂ SiO ₃	-1553	-1414	1.10	-1640	-1507	1.09
Li ₂ Si ₂ O ₅	-2396	-2121	1.13	-2540	-2260	1.12
MgAl ₂ O ₄	-2179	-2147	1.01	-2304	-2272	1.01
MgCr ₂ O ₄	-1669	-1623	1.03	-1773	-1737	1.02
MgFe ₂ O ₄	-1326	-1312	1.01	-1437	-1425	1.01
MgSiO ₃	-1461	-1422	1.03	-1549	-1510	1.02
Mg ₂ SiO ₄	-2055	-1991	1.03	-2175	-2114	1.03
MgTiO ₃	-1484	-1456	1.02	-1572	-1541	1.02
MnSiO ₃	-1241	-1216	1.02	-1320	-1294	1.02
Mn ₂ SiO ₄	-1631	-1702	0.96	-1729	-1812	0.95
MnWO ₄	-1204	-1127	1.07	-1305	-1227	1.06
Na ₂ SiO ₃	-1468	-1230	1.19	-1560	-1325	1.18
Na ₂ UO ₄	-1773	-1523	1.16	-1959	-1639	1.19
NiAl ₂ O ₄	-1819	-1790	1.02	-1928	-1911	1.01
NiFe ₂ O ₄	-972	-955	1.02	-1080	-1064	1.01
NiSiO ₃	-1128	-1065	1.06			
Ni ₂ SiO ₄	-1294	-1491	0.87	-1408	-1609	0.87
PbMoO ₄	-956	-859	1.11	-1071	-965	1.11
PbSiO ₃	-1061	-1042	1.02	-1134	-1129	1.00
Pb ₂ SiO ₄	-1253	-1459	0.86	-1336	-1578	0.85
PbWO ₄	-1020	-953	1.07	-1122	-1060	1.06

SrSiO ₃	-1560	-1417	1.10	-1634	-1503	1.09
Sr ₂ SiO ₄	-2212	-1984	1.11	-2313	-2104	1.10
Sr ₃ SiO ₅	-2887	-2551	1.13	-3001	-2705	1.11
SrWO ₄	-1538	-1328	1.16	-1654	-1436	1.15
USiO ₄	-1891	-1885	1.00	-2000	-1994	1.00
ZnAl ₂ O ₄				-2065	-2021	1.02
ZnSiO ₃	-1175	-1174	1.00	-1265	-1259	1.00
Zn ₂ SiO ₄	-1525	-1644	0.93	-1638	-1763	0.93
Zn ₂ TiO ₄	-1535	-1691	0.91	-1649	-1806	0.91
ZnWO ₄	-1124	-1085	1.04	-1233	-1192	1.03
ZrSiO ₄	-1915	-1893	1.01	-2028	-2008	1.01

b. Quaternary oxides

Compound	$\Delta G^{\circ}_{\text{exp}}$ [kJ/mol]	$\Delta G^{\circ}_{\text{cal}}$	C_G	$\Delta H^{\circ}_{\text{exp}}$ [kJ/mol]	$\Delta H^{\circ}_{\text{cal}}$	C_H
CaAl ₂ SiO ₆	-3122	-3035	1.03	-3293	-3215	1.02
CaAl ₂ Si ₂ O ₈	-3999	-3945	1.01	-4226	-4179	1.01
Ca ₂ Al ₂ SiO ₇	-3791	-3642	1.04	-3989	-3858	1.03
Ca ₃ Al ₂ Si ₃ O ₁₂	-6277	-6070	1.03	-6639	-6430	1.03
CaFeSi ₂ O ₆	-2676	-2438	1.10	-2840	-2593	1.09
Ca ₃ Fe ₂ Si ₃ O ₁₂	-5416	-4400	1.23	-5760	-4736	1.22
CaMgSiO ₄	-2143	-2026	1.06	-2262	-2145	1.05
CaMgSi ₂ O ₆	-3032	-2894	1.05	-3206	-3064	1.05
Ca ₂ MgSi ₂ O ₇	-3678	-3473	1.06	-3875	-3677	1.05
CaTiSiO ₅	-2455	-2344	1.05	-2590	-2484	1.04
Fe ₂ Al ₄ Si ₅ O ₁₈	-7961	-7775	1.02	-8450	-8268	1.02
Fe ₃ Al ₂ Si ₃ O ₁₂	-4970	-5362	0.93	-5302	-5702	0.93
FeMgSi ₂ O ₆	-2593	-2388	1.08	-2756	-2544	1.08
KAlSiO ₄	-2000	-1751	1.14	-2115	-1872	1.13
KAlSi ₂ O ₆	-2866	-2501	1.14	-3028	-2674	1.13
KAlSi ₃ O ₈	-3729	-3251	1.15	-3960	-3477	1.14
LiAlSiO ₄	-2007	-1904	1.05	-2121	-2022	1.05
LiAlSi ₂ O ₆	-2868	-2720	1.05	-3038	-2889	1.05
Mg ₂ Al ₄ SiO ₁₀	-4982	-5100	0.98	-5278	-5408	0.97
Mg ₂ Al ₄ Si ₅ O ₁₈	-8666	-8700	1.00	-9161	-9225	0.99
Mg ₃ Al ₂ Si ₃ O ₁₂	-5949	-6000	0.99	-6275	-6362	0.99
NaAlSiO ₄	-1970	-1787	1.10	-2085	-1906	1.09
NaAlSi ₂ O ₆	-2833	-2553	1.11	-3023	-2724	1.11
NaAlSi ₃ O ₈	-3704	-3318	1.12	-3924	-3541	1.11

2. Comments

The method outlined here provides an estimation and is intended only as a first approximation in those cases where, due to lack of thermochemical data, exact calculation of mineralogical processes is not possible. In these cases, an experimental determination of the unknown quantities should be undertaken. However, it should be not forgotten that the production of pure stoichiometric compounds and the experimental determination of their thermochemical data are not simple procedures.

Closer examination of **Tables 2a** and **2b** reveals that the coefficients C_G and C_H for potassium compounds have a higher average value, while magnesium and zinc compounds exhibit an average

value lower than 1.06 (the average for all compounds, as stated above). Thus, the empirical values for each group of elements can be determined individually.

The compounds in **Tables 3, 4, 5** and **6** were taken either from the Mineralogical Tables compiled by Strunz (1977) or from the literature.

A similar study of the free-enthalpy changes for sulfides was published by Barton and Skinner (1967).

Table 3 - Empirical data of ΔG°_{emp} and ΔH°_{emp} for ternary oxides

Compound	ΔG°_{emp} [kJ/mol]	ΔH°_{emp} [kJ/mol]	Compound	ΔG°_{emp} [kJ/mol]	ΔH°_{emp} [kJ/mol]	Compound	ΔG°_{emp} [kJ/mol]	ΔH°_{emp} [kJ/mol]
Al ₂ ZnO ₄	-2024	-2154	LaVO₄	-1676	-1798	Pb ₃ V ₂ O ₈	-2476	-2723
Ba ₂ Fe ₂ O ₅	-1732	-1881	Li ₂ Ge ₇ O ₁₅	-4515	-4932	SbFeO ₄	-845	-964
BaTiO ₃	-1501	-1587	Li ₂ SiO ₃	-1507	-1606	Sc ₂ Si ₂ O ₇	-3916	-4130
BaSi ₂ O ₅	-2343	-2486	Li ₂ Si ₂ O ₅	-2260	-2409	ScTaO ₄	-1995	-2113
BaZrO ₃	-1664	-1756	Li ₄ SiO ₄	-2260	-2409	SnPb ₂ O ₄	-1056	-1193
Bi ₄ Si ₃ O ₁₂	-3409	-3756	Li ₂ WO ₄	-1412	-1535	Sn ₂ Ta ₂ O ₇	-2843	-3053
Bi ₂ Sn ₂ O ₇	-1485	-1693	Mg ₂ B ₂ O ₅	-2412	-2564	SrAl ₁₂ O ₁₉	-10436	-11035
BiVO ₄	-1019	-1133	Mg ₃ B ₂ O ₆	-2948	-3133	SrFe ₁₂ O ₁₉	-6368	-6908
CaB ₂ O ₄	-1913	-2030	MgGeO ₃	-1137	-1236	SrB ₂ O ₄	-1870	-1987
CaGeO ₃	-1174	-1273	Mg ₂ GeO ₄	-1592	-1731	SrTiO ₃	-1546	-1635
Ca ₂ GeO ₄	-1644	-1782	MgNb ₂ O ₆	-2487	-2663	SrZrO ₃	-1709	-1804
CaMn ₂ O ₄	-1586	-1701	MgSb ₂ O ₆	-1506	-1692	ThSiO ₄	-2154	-2275
Ca ₂ Ta ₂ O ₇	-3295	-3507	MgTi ₂ O ₅	-2483	-2628	ThTi ₂ O ₆	-3285	-3463
CeAsO ₄	-1325	-1447	Mg ₂ TiO ₄	-2172	-2299	TiBO ₃	-1398	-1487
CeVO ₄	-1666	-1783	MgWO ₄	-1421	-1538	Ti ₂ MgO ₄	-2134	-2262
Co₂B₂O₅	-1924	-2063	MnGeO ₃	-918	-1006	UMo ₂ O ₈	-2851	-3068
Co ₃ B ₂ O ₆	-2351	-2523	Mn ₂ GeO ₄	-1284	-1409	UTe ₃ O ₈	-2775	-2999
CoGeO ₃	-758	-847	MnNb ₂ O ₆	-2268	-2433	UTi₂O₆	-3067	-3237
Co ₂ SiO ₄	-1590	-1708	MnSb ₂ O ₆	-1286	-1462	VBO ₃	-1241	-1330
CoWO ₄	-1041	-1149	Mn ₆ Sb ₂ O ₁₅ ⁵	-3412	-3737	V ₂ FeO ₄	-1479	-1596
Cr ₂ CuO ₄	-1259	-1377	Mn ₇ SiO ₁₂ ⁶	-4476	-4807	Y₃Al₅O₁₂	-7237	-7623
Cr ₂ MnO ₄	-1510	-1621	MnTa ₂ O ₆	-2440	-2604	YAsO ₄	-1383	-1506
Cr ₂ NiO ₄	-1349	-1466	MnTiO ₃	-1332	-1412	YBO ₃	-1603	-1691
CuAs ₂ O ₄	-753	-869	Mn ₂ ZnO ₄	-1284	-1397	YNbO ₄	-1909	-2026
CuFeO ₂ ¹	-402	-455	Na ₂ GeO ₃	-932	-1039	Y ₂ Si ₂ O ₇	-3912	-4123
CuFeO ₂ ²	-474	-529	NaNbO ₃	-1141	-1233	YTaO ₄	-1994	-2111
Fe ₃ BO ₃ ³	-1746	-1891	Na ₂ Si ₂ O ₅	-1966	-2118	ZnCr ₂ O ₄	-1465	-1584
FeGeO ₃	-797	-885	NaTaO ₃	-1227	-1318	ZnFe ₂ O ₄	-1134	-1251
Fe ₂ MnO ₄	-1179	-1288	Na ₂ U ₂ O ₇	-2550	-2745	Zn ₂ GeO ₄	-1222	-1357
FeNbO ₄	-1336	-1450	NiAs ₂ O ₄	-844	-958	ZnNb ₂ O ₆	-2223	-2396
FeNb ₂ O ₆	-2147	-2312	NiWO ₄	-1040	-1153	ZnSb ₂ O ₆	-1242	-1425
FeSb ₂ O ₆	-1166	-1341	PbCu ₆ O ₈	-1100	-1381	ZnTa ₂ O ₆	-2395	-2566
Fe ₃ Si ₃ O ₁₂ ⁴	-3935	-4272	PbSeO ₃	-386	-474	ZrTiO ₄	-2054	-2173
Fe ₂ ZnO ₄	-1134	-1251	PbSeO ₄	-416	-536	Zr ₅ Ti ₇ O ₂₄	-12323	-13039
Hg ₂ TeO ₄	-489	-615	PbTiO ₃	-1147	-1234	ZrV ₂ O ₇	-2621	-2824
K ₂ CrO ₄		-1014	Pb ₂ V ₂ O ₇ ⁷	-2094	-2304	ZnWO ₄	-1156	-1270
			Pb ₂ V ₂ O ₇ ⁸	-1985	-2203	ZrW ₂ O ₈	-3021	-3251

¹ Cu²⁺Fe²⁺O₂
² Cu¹⁺Fe³⁺O₂

³ Fe²⁺₂Fe³⁺BO₃
⁴ Fe²⁺₃Fe³⁺₂Si₃O₁₂

⁵ Mn²⁺₂Mn⁴⁺₄Sb₂O₁₅
⁶ Mn²⁺₄Mn⁴⁺₃SiO₁₂

⁷ Pb²⁺₂V³⁺₂O₇
⁸ Pb⁴⁺₂V³⁺₂O₇

Table 4 - Empirical data of ΔG°_{emp} and ΔH°_{emp} for quaternary oxides

Compound	ΔG°_{emp} [kJ/mol]	ΔH°_{emp} [kJ/mol]	Compound	ΔG°_{emp} [kJ/mol]	ΔH°_{emp} [kJ/mol]	Compound	ΔG°_{emp} [kJ/mol]	ΔH°_{emp} [kJ/mol]
Al ₁₆ B ₆ Si ₂ O ₃₇	-18113	-19254	Ca ₃ Mn ₂ Si ₄ O ₁₄	-5738	-6140	LaBSiO ₅	-2473	-2625
Al ₄ MgBeO ₈	-4516	-4772	Ca ₂ MnSi ₂ O ₈	-3325	-3575	LiAlSiO ₄	-2029	-2155
Al ₂ Be ₃ Si ₆ O ₁₈	-9297	-9847	CaNiSi ₂ O ₆	-2541	-2717	LiAlSi ₂ O ₆	-2899	-3079
BaAl ₂ Ge ₂ O ₈	-3598	-3851	CaSnB₂O₆	-2466	-2650	LiAlSi ₄ O ₁₀	-4638	-4926
BaAl ₂ Si ₂ O ₈	-4090	-4336	CaSnSiO₅	-2106	-2265	Li ₂ BeSiO ₄	-2122	-2252
BaBe ₂ Si ₂ O ₇	-3565	-3771	Ca ₃ Ti ₂ Si ₃ O ₁₂	-6160	-6533	LiFeSi ₂ O ₆	-2090	-2258
BaCa ₂ Si ₃ O ₉	-4518	-4780	CaTiZr ₃ O ₉	-4720	-4987	LiSbWO ₆	-1486	-1663
BaCuSi ₄ O ₁₀	-3657	-3932	Ca ₃ V ₂ Si ₃ O ₁₂	-5531	-5907	Li ₃ ScMo ₃ O ₁₂	-5147	-5492
BaFeSi ₄ O ₁₀	-3956	-4212	CaZn ₂ Ti ₈ O ₁₉	-8277	-8793	LiSeSiO ₄	-2192	-2317
BaSnSi ₃ O ₉	-3531	-3803	Ca ₂ ZnSi ₂ O ₇	-3248	-3461	LiSeSi ₂ O ₆	-3132	-3309
BaTiGe ₃ O ₉	-3554	-3820	CaZrTi ₂ O ₇	-3709	-3919	Mg ₂ AlBO ₅	-2668	-2831
BaTiSi ₃ O ₉	-4217	-4472	CaYAl ₃ O ₇	-4262	-4488	MgAl ₂ SiO ₆	-3197	-3390
Ba ₂ TiSi ₂ O ₈	-3916	-4153	Cd ₃ Al ₂ Si ₃ O ₁₂	-5668	-6047	Mg ₂ Al ₄ SiO ₁₀	-5436	-5764
BeMg ₂ Al ₆ O ₁₂	-6774	-7157	Cd ₃ V ₂ Si ₃ O ₁₂	-4730	-5101	Mg ₂ Al ₄ Si ₅ O ₁₈	-9272	-9832
BeMg ₃ Al ₈ O ₁₆	-9033	-9543	CeBSiO ₅	-2460	-2607	Mg ₃ Al ₄ Si ₁₁ O ₃₀	-15028	-15935
Ca₃Al₂Si₃O₁₂	-6469	-6853	CeNbTiO ₆	-2787	-2963	Mg ₃ Al ₂ Si ₃ O ₁₂	-6395	-6781
Ca₃Al₂Si₁₅O₃₆	-18114	-19189	Co ₃ Al ₂ Si ₃ O ₁₂	-5636	-6003	Mg ₃ Cr ₂ Si ₃ O ₁₂	-5278	-5640
CaB₂Si₂O₈	-3668	-3899	CsFeSi ₂ O ₆	-1834	-2000	Mg₂FeBO₅	-2000	-2254
Ca ₂ BeSi ₂ O ₇	-3716	-3928	Cs ₃ Mn ₃ V ₄ O ₁₆	-4803	-5254	Mg ₃ Fe ₂ GeO ₈	-2701	-2961
CaBi ₂ Nb ₂ O ₉	-3051	-3312	Cs ₃ ScSi ₈ O ₁₉	-8917	-9461	MgFeSiO ₄	-1782	-1898
Ca ₃ Cr ₂ Ge ₃ O ₁₂	-4596	-4967	CuZn ₂ As ₂ O ₈	-1545	-1794	Mg₃Fe₂Si₃O₁₂	-4615	-4975
Ca ₃ Cr ₂ Si ₃ O ₁₂	-5352	-5713	Fe ₂ Al ₄ Si ₅ O ₁₈	-8286	-8812	Mg ₂ MnBO ₅	-2113	-2264
CaCuSi ₄ O ₁₀	-3859	-4142	Fe ₃ Al ₂ Si ₃ O ₁₂	-5715	-6077	MgScBO ₄	-2225	-2350
CaFeSiO ₄	-1819	-1934	Fe ₂ Ba ₃ Ge ₃ O ₁₂	-3756	-4118	MnAl ₂ Si ₂ O ₈	-3871	-4107
CaFeSi ₂ O ₆	-2599	-2764	FeCoBO ₄	-1334	-1448	Mn ₂ Al ₄ Si ₅ O ₁₈	-8636	-9164
Ca ₂ Fe ₃ Si ₃ O ₁₂ ⁱ	-4352	-4684	Fe ₃ Cr ₂ Si ₃ O ₁₂	-4598	-4937	Mn ₃ Al ₄ Si ₃ O ₁₂	-5956	-6320
CaK ₂ As ₂ O ₇	-1815	-2044	Fe ₂ MgTi ₃ O ₁₀	-3749	-4033	Mn ₃ Cr ₂ Si ₃ O ₁₂	-4839	-5180
CaLa ₄ Si ₃ O ₁₃	-7124	-7538	KAlGeO ₄	-1625	-1757	Mn ₃ Fe ₂ Si ₃ O ₁₂	-4176	-4515
CaMgAl ₁₄ O ₂₃	-12705	-13426	KAlTi ₃ O ₈	-3507	-3744	NaBSi ₃ O ₈	-3049	-3269
CaMg ₂ Al ₁₆ O ₂₇	-14986	-15836	KFeSiO ₄	-1299	-1421	NaCrSi ₂ O ₆	-2213	-2384
CaMgGeO ₄	-1781	-1913	KFeSi ₂ O ₆	-1857	-2029	NaFeGe ₂ O ₆	-1568	-1742
Ca₃MgSi₂O₈	-4319	-4572	KFeSi ₃ O ₈	-2413	-2639	NaFeSi ₂ O ₆	-1912	-2082
CaMnSiO ₄	-1940	-2056	K ₂ TiSi ₄ O ₁₁	-4391	-4713	NaFe ₆ Si ₈ O ₂₀ ⁱⁱ	-6014	-6547
CaMnSi ₂ O ₆	-2771	-2937	K ₂ ZrSi ₃ O ₉	-3931	-4210	Na ₂ FeSi ₂ O ₆	-2169	-2338
CaMn ₄ Si ₅ O ₁₅	-6928	-7342	K ₂ ZrSi ₆ O ₁₅	-6289	-6736	NaLa ₉ Ge ₆ O ₂₆	-10584	-11390
Na ₂ Mg ₂ Si ₂ O ₇	-3115	-3336	Na ₂ ZrSi ₂ O ₇	-3226	-3360	Rb ₂ ZnSi ₃ O ₁₂	-3903	-4242
NaMnSi ₂ O ₆	-2048	-2436	Ni ₃ Al ₂ SiO ₈	-3943	-4208	Sc ₂ Be ₂ Si ₆ O ₁₈	-10042	-13229
Na ₃ Mn ₅ Si ₈ O ₂₄ ⁱⁱⁱ	-8122	-8759	PbAl ₂ Si ₂ O ₈	-3630	-3876	SrAl ₂ Si ₂ O ₈	-4149	-4397
NaNbAl ₂ O ₆	-2643	-2832	Pb ₃ BiAs ₃ O ₁₂	-2114	-2479	SrCuSi ₄ O ₁₀	-3761	-4041
NaSbBe ₄ O ₇	-2076	-2319	Pb ₃ BiV ₃ O ₁₂	-3041	-3390	Sr ₂ V ₂ Si ₄ O ₁₄ ^{iv}	-5658	-5904
NaScSi ₂ O ₆	-2954	-3133	PbCu ₂ Se ₃ O ₉	-1117	-1373	YAl ₃ B ₄ O ₁₂	-6517	-6886
Na ₂ TiSi ₂ O ₇	-3009	-3219	Pb ₂ Fe ₂ Si ₂ O ₉	-2853	-3118	YNbTiO ₆	-2857	-3033
Na ₂ TiSi ₄ O ₁₁	-4512	-4828	Pb ₂ Mn ₂ Si ₂ O ₉	-3079	-3338	Y ₂ SiBe ₂ O ₇	-4152	-4374
Na ₂ Ti ₂ Si ₂ O ₉	-3760	-4023	Pb ₈ MnSi ₆ O ₂₁	-7701	-8288	YTiTaO₆	-2961	-3135
Na ₂ ZrSiO ₁₁	-4839	-5167	PbZnSiO ₄	-1453	-1574	ZrK ₂ Si ₃ O ₉	-3931	-4210

i Ca₂Fe²⁺Fe³⁺Si₃O₁₂; ii NaFe²⁺Fe³⁺Si₆O₂₀; iii Na₃Mn³⁺Mn²⁺Si₈O₂₄; iv Sr²⁺Sr⁴⁺V³⁺Si₄O₁₄

Table 5 - Empirical data of ΔG°_{emp} and ΔH°_{emp} for quinary oxides

Compound	ΔG°_{emp} [kJ/mol]	ΔH°_{emp} [kJ/mol]	Compound	ΔG°_{emp} [kJ/mol]	ΔH°_{emp} [kJ/mol]
BaFe₂TiSi₂O₉	-4014	-4266	Ca ₃ Zr ₂ Al ₂ SiO ₁₂	-6681	-7074
BaMg ₂ Al ₆ Si ₉ O ₃₀	-15011	-15902	Ca ₃ Zr ₂ Fe ₂ SiO ₁₂	-5313	-5685
BaN ₂ Al ₄ Si ₄ O ₁₆	-7369	-7847	KNa ₃ Al ₄ Si ₄ O ₁₆	-6668	-7158
BaSr ₂ Mn ₂ Si ₄ O ₁₄	-5765	-6155	KNa ₃ Mg ₄ Si ₁₂ O ₃₀	-10266	-11084
CaAlFeSiO ₆	-2685	-2870	Mg ₂ Al ₁₄ B ₄ Si ₄ O ₃₇	-18164	-19292
CaCrAlSiO ₆	-2905	-3092	Mg ₃ Al ₄ Si ₃ BeO ₁₆	-8577	-9082
Ca ₂ FeB ₂ Si ₂ O ₁₀	-4375	-4657	MgCrAlSiO ₆	-2881	-3067
Ca ₆ Mg ₅ MnB ₁₂ O ₃₀	-14268	-15126	NaMg₂CrSi₃O₁₀	-3976	-4267
CaMn ₂ Be ₃ Si ₃ O ₁₂	-5961	-6304	Na₂BaTi₂Si₄O₁₄	-5879	-6271
CaNa ₂ Al ₄ Si ₄ O ₁₆	-7552	-8037	Na ₂ Fe ₃ TiSi ₆ O ₂₀	-7797	-8354
Ca ₂ NaMg ₂ As ₃ O ₁₂	-3546	-3618	PbCa ₃ Zn ₄ Si ₄ O ₁₆	-6522	-7003
Ca ₃ TiFeSi ₃ O ₁₂	-5529	-5872	SrMg ₂ Al ₆ Si ₉ O ₃₀	-15194	-16093
Ca ₃ Ti ₂ Fe ₂ SiO ₁₂	-5061	-5424	Y ₂ FeBe ₂ Si ₂ O ₁₀	-5280	-5573
CaZrBA ₉ O ₁₈	-9407	-9965			

Table 6 - Empirical data of ΔG°_{emp} and ΔH°_{emp} for senary oxides

Compound	ΔG°_{emp} [kJ/mol]	ΔH°_{emp} [kJ/mol]
CaMgFe ₂ Al ₂ SiO ₁₀	-4633	-4945
CaYFeBe ₂ Si ₂ O ₁₀	-4896	-5200
Na ₄ BaTi ₂ B ₂ Si ₁₀ O ₃₀	-12497	-13330
Na ₃ Mg ₃ FeTiSi ₈ O ₂₄	-9136	-9832

3. Acknowledgement

The translation of the paper in English by Dr. John Balk, University of Kentucky, is gratefully acknowledged.

4. References

- Barton, P.B., and Skinner, B.J., 1967. Sulfide mineral stabilities. In H.L. Barnes (ed.), *Geochemistry of Hydrothermal Ore Deposits*, 238-326pp. Holt, Rinehart & Winston.
- Strunz, H., 1977. *Mineralogische Tabellen*, Akademische Verlagsgesellschaft, Leipzig.
- Woods, L.T., and Garrels, R., 1987. *Thermodynamic Values at low Temperature for natural inorganic Materials: An uncritical Summary*, Oxford University Press, New York, Oxford.